

<https://switchzoo.com/>

Write Us | Add to Favorites (in Chrome, press Ctrl+D)

Switch Zoo[®] Animal Games

Teachers' Resources



Switch Zoo[®]

Make New Animals!

FREE Play now
Play small version online **FREE**

Download App
Learn more
One Scene **FREE**

Make and Play

Make new animals, play animal games, solve animal puzzles, take a guided tour, and join a zoo quest.

Watch and Listen

Listen to music performed by animals, watch a dog's dream, and uncover the Mystery of Switch Zoo.

Teach and Learn

Build a biome and an online habitat, play other learning games, read animal facts, get lesson plans.



BUILD[®] a Biome



BUILD AN ONLINE HABITAT



PLEASE DO FEED THE ANIMALS

Education.com 20,000+ Worksheets

Free Worksheets for Kids

PRESCHOOL 5TH GRADE

1ST GRADE MATH

2ND GRADE READING



- This Web-2 tool is accessible from any device with a wifi connection.

Make and Play

Make new animals, play animal games, solve animal puzzles, take a guided tour, and join a zoo quest.

Watch and Listen

Listen to music performed by animals, watch a dog's dream, and uncover the Mystery of Switch Zoo.

Teach and Learn

Build a biome and an online habitat, play other learning games, read animal facts, get lesson plans.



Education.com 20,000+ Worksheets

Free Worksheets for Kids

PRESCHOOL

5TH GRADE

1ST GRADE

MATH

2ND GRADE

READING



Make and Play

Make new animals, play animal games, solve animal puzzles, take a guided tour, and join a zoo quest.

Watch and Listen

Listen to music performed by animals, watch a dog's dream, and uncover the Mystery of Switch Zoo.

Teach and Learn

Build a biome and an online habitat, play other learning games, read animal facts, get lesson plans.



Education.com 20,000+ Worksheets

Free Worksheets for Kids

PRESCHOOL

5TH GRADE

1ST GRADE

MATH

2ND GRADE

READING

- Make New Animals
- Build a Biome
- Feed the Animals
- Play Animal Games



Make and Play

Make new animals, play animal games, solve animal puzzles, take a guided tour, and join a zoo quest.

Watch and Listen

Listen to music performed by animals, watch a dog's dream, and uncover the Mystery of Switch Zoo.

Teach and Learn

Build a biome and an online habitat, play other learning games, read animal facts, get lesson plans.



Education.com

20,000+
Worksheets

Free Worksheets for Kids

PRESCHOOL

5TH GRADE

1ST GRADE

MATH

2ND GRADE

READING

- Play Animal Music
- Watch Videos



- More Games
- Lesson Plans
- Resources

Make and Play

Make new animals, play animal games, solve animal puzzles, take a guided tour, and join a zoo quest.

Watch and Listen

Listen to music performed by animals, watch a dog's dream, and uncover the Mystery of Switch Zoo.

Teach and Learn

Build a biome and an online habitat, play other learning games, read animal facts, get lesson plans.



Education.com **20,000+** Worksheets

Free Worksheets for Kids

PRESCHOOL

5TH GRADE

1ST GRADE

MATH

2ND GRADE

READING

<https://switchzoo.com/>

Write Us | Add to Favorites (in Chrome, press Ctrl+D)

Switch Zoo[®] Animal Games

Teachers' Resources



Switch Zoo[®]

Make New Animals!

FREE Play now
Play small version online **FREE**

Download App
Learn more
One Scene **FREE**

Make and Play
Make new animals, play animal games, solve animal puzzles, take a guided tour, and join a zoo quest.

Watch and Listen
Listen to music performed by animals, watch a dog's dream, and uncover the Mystery of Switch Zoo.

Teach and Learn
Build a biome and an online habitat, play other learning games, read animal facts, get lesson plans.

 **BUILD a Biome**

 **BUILD AN ONLINE HABITAT**

 **PLEASE DO FEED THE ANIMALS**

Education.com **20,000+ Worksheets**

Free Worksheets for Kids

PRESCHOOL 5TH GRADE
1ST GRADE MATH
2ND GRADE READING




Switch Zoo

Make and Play

Watch and Listen

Teach and Learn

Make and Play



Switch Zoo® Make New Animals

Switch the animals' heads, legs, and tails to make your own new creatures! Switch Zoo has 142 natural species in nine habitats.

[Play Switch Zoo](#) [Switch Zoo App](#)

Build® a Biome

Build six of world's biomes by choosing the right plants, animal, temperature range, and precipitation for each. Get a postcard for each biome you build, and build all of them to become a Biome Master.





[Play Build a Biome](#)


- Click Make New Animals



Click an animal's name to read a profile (opens in new window)

 Zebra

 Zebra

 Zebra

Heads



Legs



Tails

Zebra
Habitat



Switch Zoo Habitats Map

- By default you always get an animal in his habitat, but you can change this by clicking on the top right or left arrows.
- So, if I click bear I will get....




Click an animal's name to read a profile (opens in new window)

[Zebra](#)[Zebra](#)[Zebra](#)**Heads****Legs****Tails**[Zebra Habitat](#)[Switch Zoo Habitats Map](#)

- You can also use this option to change animal habitat

Switch Zoo® Online



- You can also choose a habitat from here...



- So, I am starting my animal with the body of a bear.
- Every animal you chose is shown under the picture.
- On the left side below the picture, there are 3 headings....



- Heads,
- Legs and
- Tails
- These can be changed according to your liking.
- Notice the one you click changes background and font colour.



- **Heads**

- This options gives me loads of other heads I can choose from.
- E.g. I want to choose the head of a **rabbit**.

Zebra

Bison



Jackrabbitt

Polar Bear

Polar Bear

Heads

Legs

Tails

Bear
Habitat

Switch Zoo Habitats Map

- Now, my animal has a head of a **rabbit**.
- Notice that **Jackrabbitt** is written down under the picture.
- We will need these names for later on!



Jackrabbit Donkey Polar Bear

Heads

Legs

Tails

Bear Habitat

- Now, I want to change the **legs** of my animal.
- Am going to choose the legs of a **donkey**.
- And once again, the word **donkey** was added to the list under the picture.



Switch Zoo

[Make and Play](#)[Watch and Listen](#)[Teach and Learn](#)

Animal Profiles

[◀ Previous](#)[▲ Animal List](#)[Next ▶](#)

Jackrabbit

Mammal. The white-tailed jackrabbit is actually a hare, not a rabbit. Baby jackrabbits can run immediately after being born. Adults can leap 3 meters (10 feet) at a time at speeds of 64 kilometers (40 miles) per hour. Jackrabbits are nocturnal, feeding mainly from sunset to sunrise. During the day, they hide in shallow depressions called "forms" that may be covered with plants. In winter, jackrabbits may burrow in snowbanks, or lie in depressions with only their eyes, flattened ears, and backs visible above the snow. Jackrabbits are strong swimmers. If cornered, they will dog-paddle with all four feet.



Scientific Name

Lepus townsendii

Lifespan

8 years

Diet

Herbivore. Grasses, winter wheat, dandelions, blue gramma grass, clovers, grains, roots, twigs, and buds of fruit trees.

Predators and Threats

Coyotes, wolves, bobcats, eagles, hawks, owls, foxes, and humans.

Habitat

Open grasslands, pastures and fields; Western United States, but south only to Utah, Colorado, and Kansas; parts of British Columbia.

- If you click on the animal under the picture, you can read information about that particular animal which you might need for writing later on.



- Now, I want to change the **tail** of my animal.
- Am going to choose the legs of a **fish**.
- And once again, the word **Dollar Sunfish** was added to the list under the picture to remind that I have chosen that animal too.

[← Zebra](#)[Bison ▶](#)[Jackrabbit](#)[Donkey](#)[Dollar Sunfish](#)**Heads****Legs****Tails**Bear
Habitat[Switch Zoo Habitats Map](#)

- Note that the **Bear Habitat** I started with cannot be changed, so now I have a strange animal in a weird environment.



- My animal is now ready.
- This tool **does not save** your work, so this is what you should do!!!!
-



- If you are using a computer, Print Screen your animal
 - open a Word document and click **paste**

File Home Insert Design Layout References Mailings Review View Help Picture Format

Share Comments

Remove Background

Adjust

Corrections

Color

Artistic Effects

Transparency

Picture Styles

Picture Border

Picture Effects

Picture Layout

Alt Text

Accessib...

Position

Wrap Text

Bring Forward

Send Backward

Selection Pane

Align

Arrange

Crop

Size

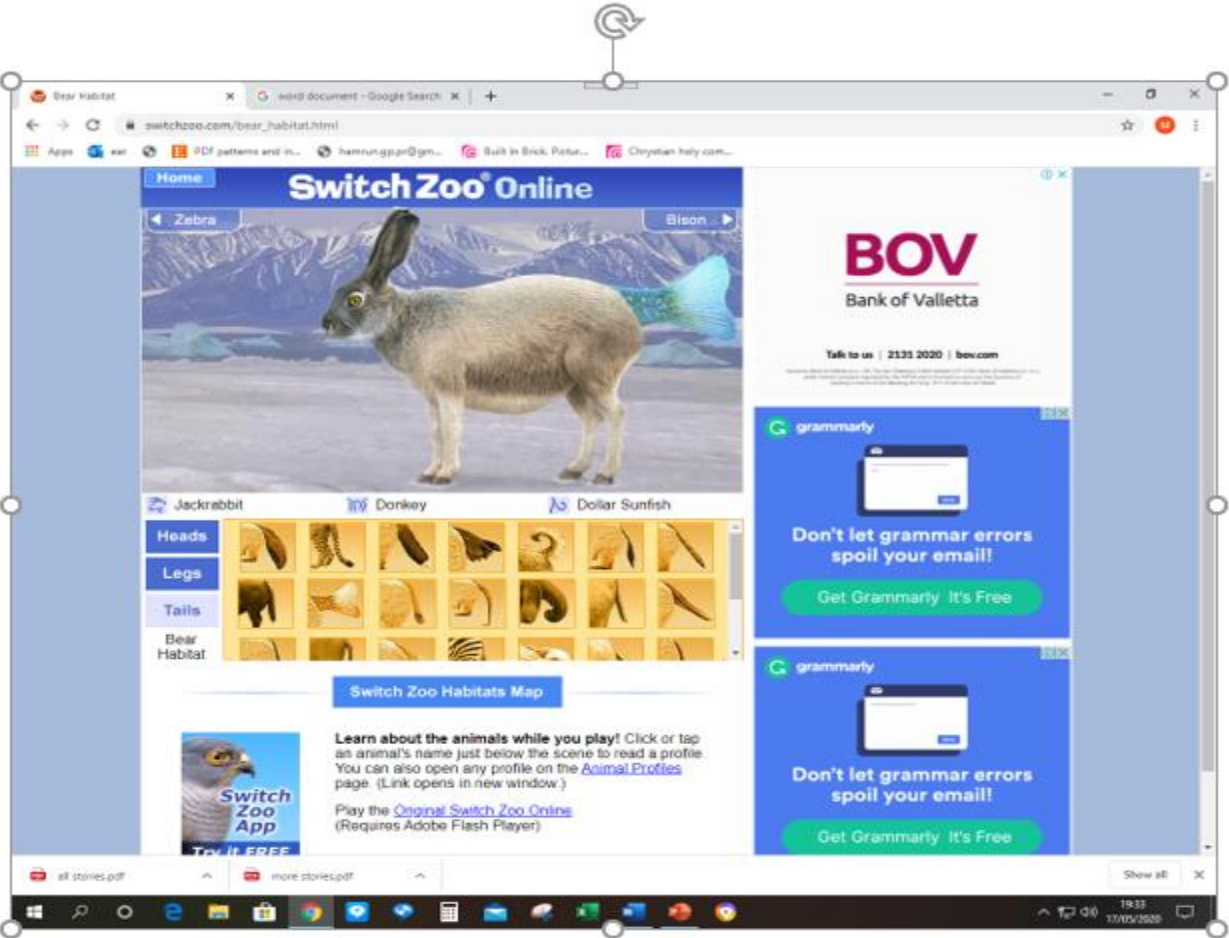
12.74 cm

15.92 cm

Crop

Crop your picture to remove any unwanted areas.

Check out the dropdown for more options such as cropping to a specific shape or aspect ratio.



File Home Insert Design Layout References Mailings Review View Help Picture Format

Remove Background

Adjust

Corrections

Color

Artistic Effects

Transparency

Picture Styles

Picture Border

Picture Effects

Picture Layout

Alt Text

Accessib...

Position

Wrap Text

Bring Forward

Send Backward

Selection Pane

Align

Share Comments

12.74 cm

15.92 cm

Crop

Crop
Crop your picture to remove any unwanted areas.

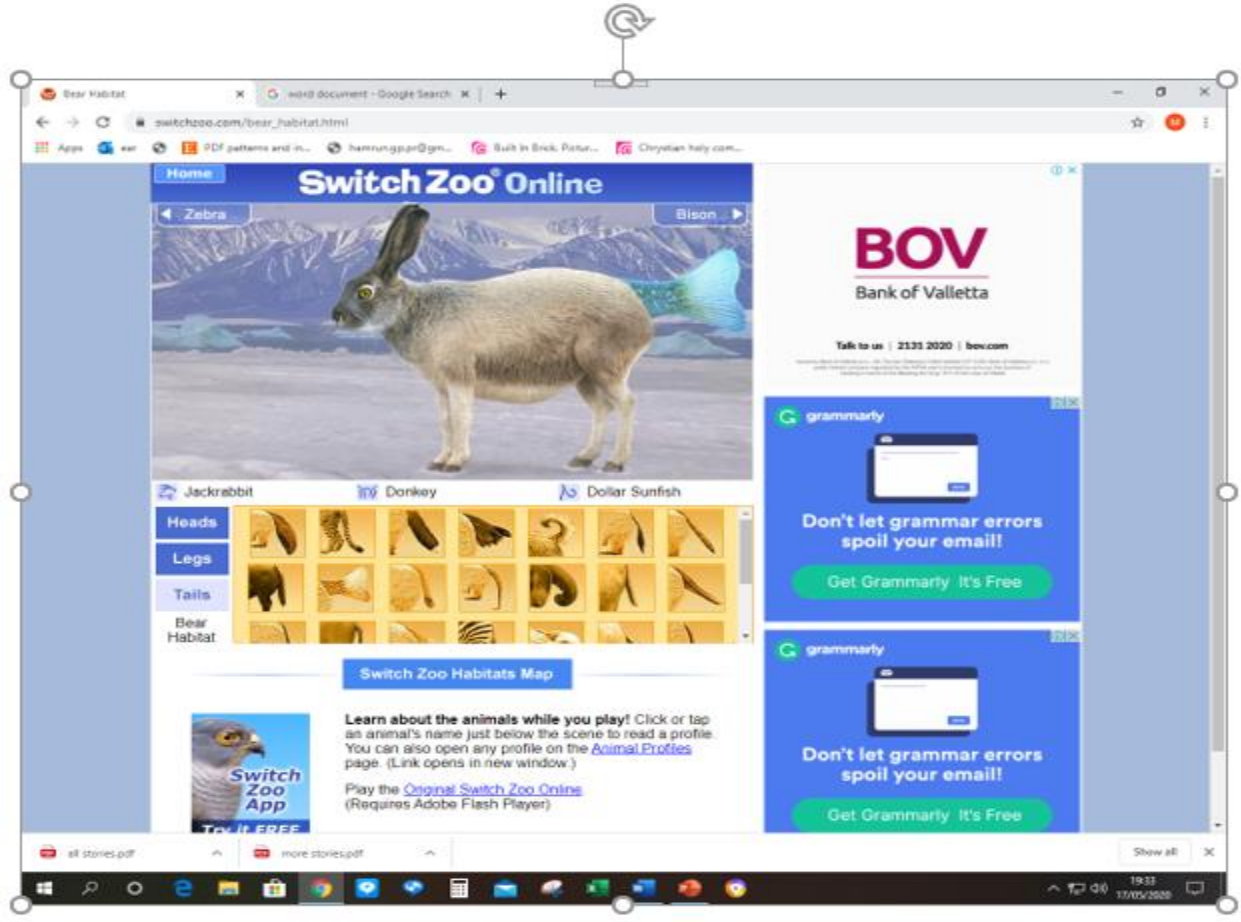
Crop

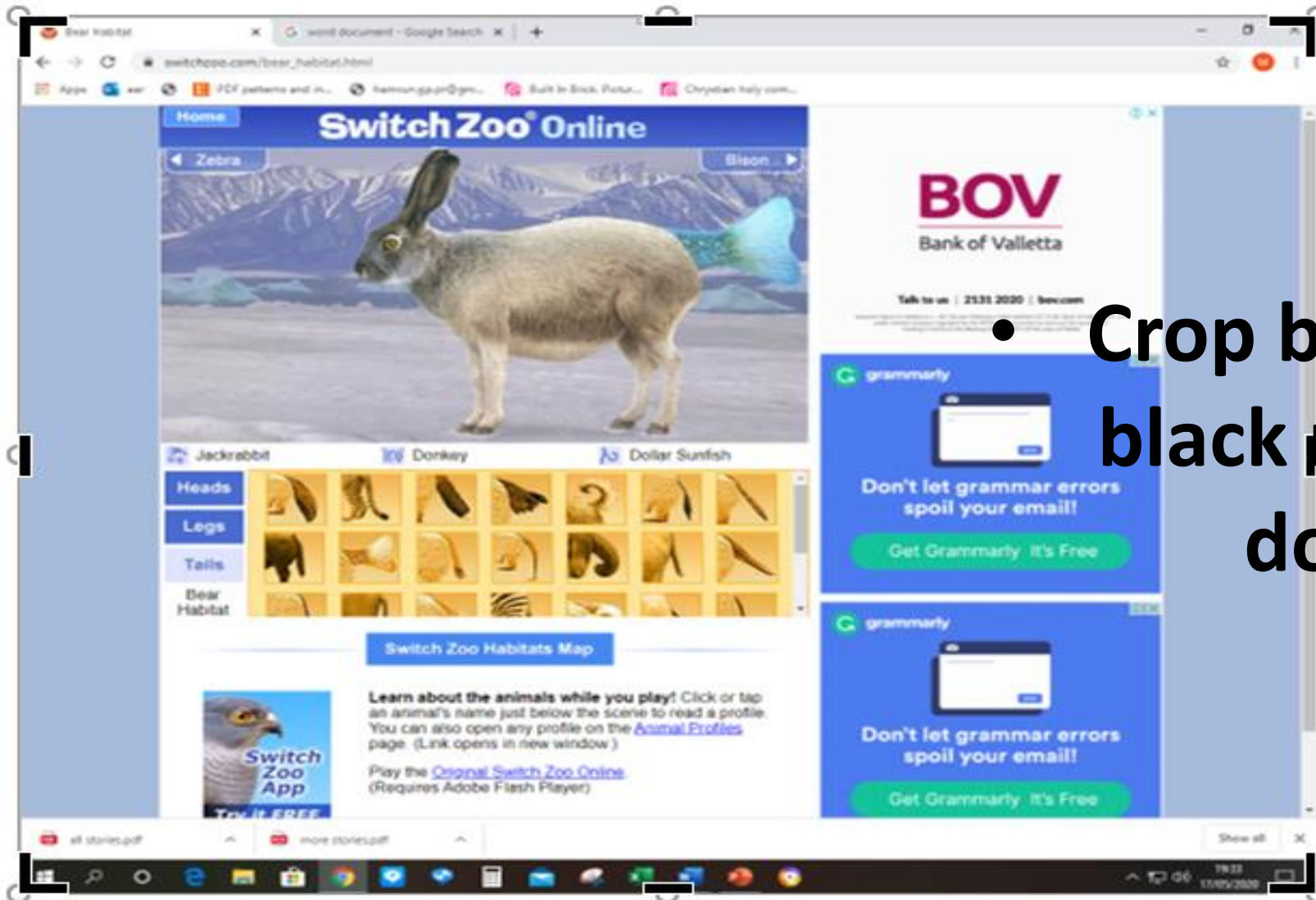
Crop to Shape >

Aspect Ratio >

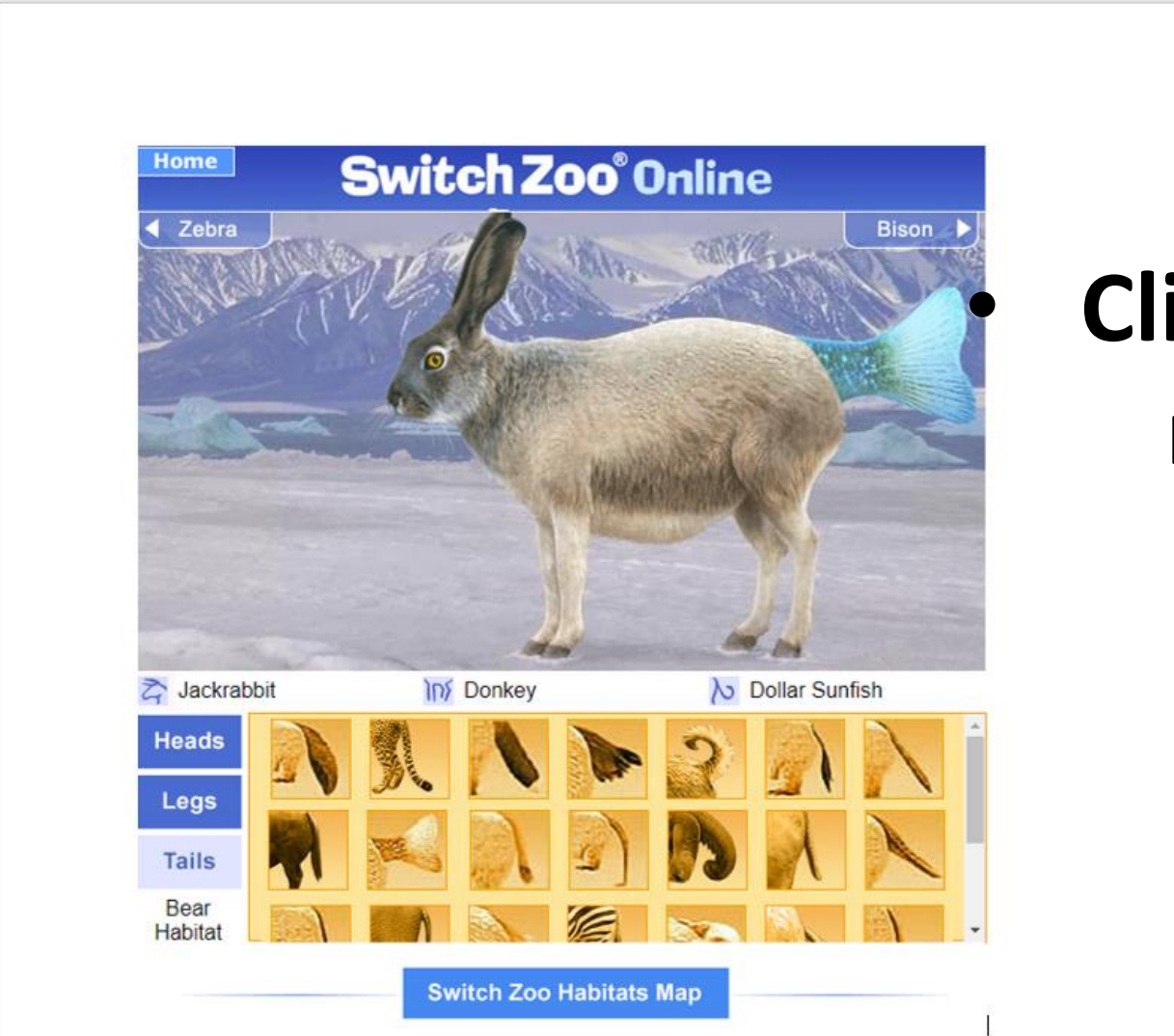
Fill

Fit

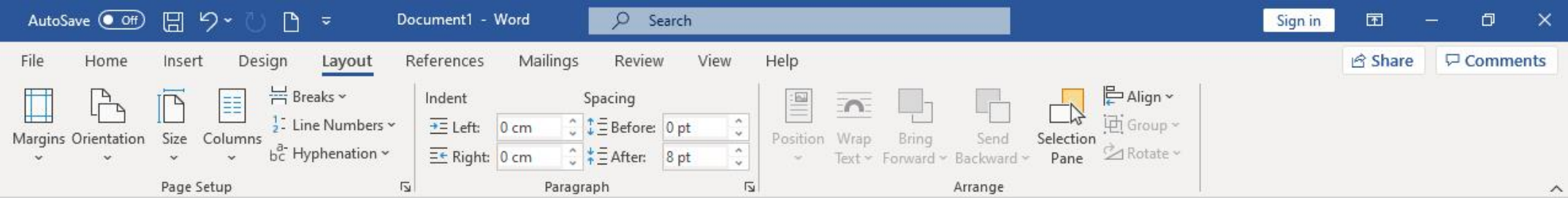




- Crop by moving the black marks on the document.



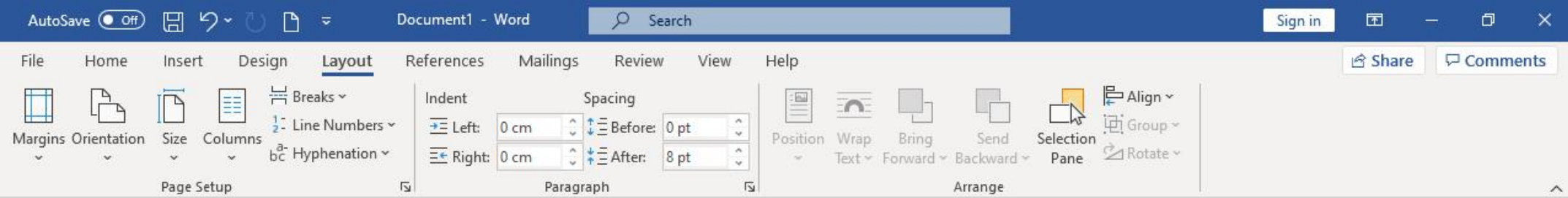
• Click on the picture to make it bigger on your document.



My New Switchoozoo Animal



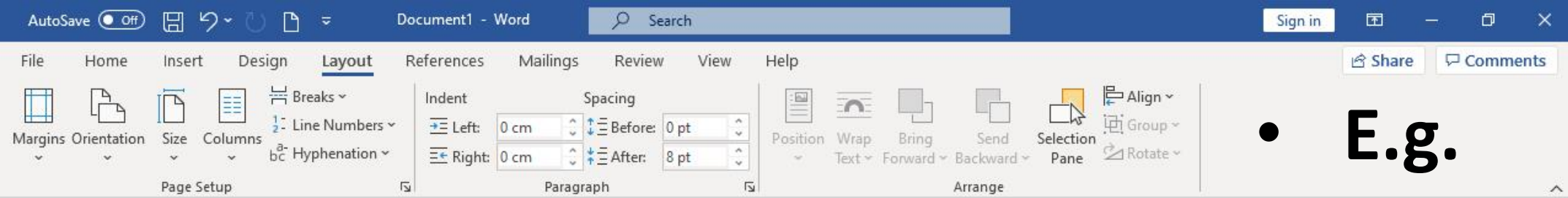
- And now the fun begins.
- Ask the children to invent a name for the animal.



My New Switchoozoo Animal



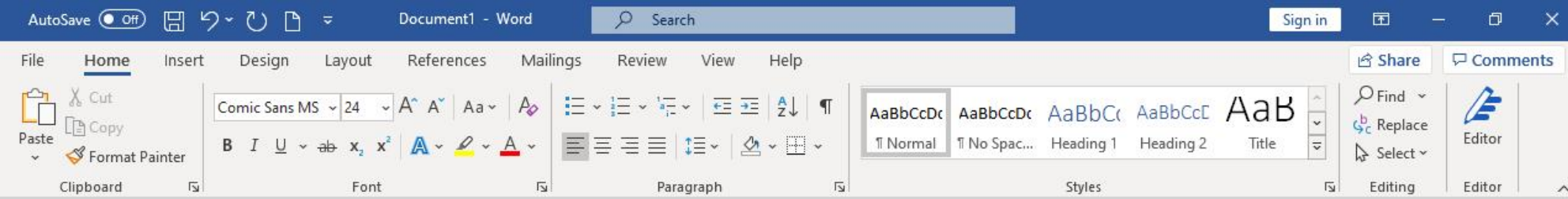
- I usually suggest that they invent a name using all the animals used to create their animal.



My New Switchoozoo Animal



- E.g.
- I started with a **BEAR!**
- Then I had a **RABBIT!**
- A **DONKEY!**
- And a **FISH!**
- Taking some letters from each animal, I will end up with:
 - **Berabdonfi!**
- Isn't that a strange



My New Switchoozoo Animal

Berabdonfi



The children can now write anything about their new animal.

Berabdonfi is...

- **Here are some
samples my students
did!!**






My Switchzoo Animal



The name of my new animal is Arcpufgra. It is not a common animal because it lives only in the Falcude forest. It is very difficult to reach the forest because it is situated on an island which is far away. The first time that I saw Arcpufgra was in a TV programme, so I decided to fly to Falcude forest and carry it back home with me. I flew by helicopter with my two friends and we spent one week in the forest before finding Arcpufgra. When I returned back home, I built a small house for Arcpufgra in the garden. Arcpufgra liked to stay inside its house during the night. When I take it outside for a walk, Arcpufgra is always quiet and friendly with children at the park. It enjoys playing with a red ball and splashing in the water. Its favourite food is meat and apples. I am very happy with my new animal because I always feel safe.



My animal is an animal with a body of a rhino, the head of a lizard, the legs of a deer and the tail of a cheetah.

It is an imaginary animal which can live in a forest or grassland. It eats from the trees and catches smaller animals for food. It can run as fast as a cheetah. Its colour is peach. Its tail is like that of a zebra. You cannot find this animal in real life because it does not exist.

My Switchzoo Animal



My switchzoo animal is a Pawelemo. It is special and funny too. It has the body of a wolly spider monkey, the head of a giant panda, the legs of a masked weaver and the tail of a ring - tailed lemur. It lives in the grasslands. This animal eats bamboo shoots, grass and insects. Pawelemo has two legs and can fly. It can make loud noises like a lion. It's head is white and black. A Pawelemo has a long tail which is striped black and white. Its legs are yellow, grey and black. Its body is grey and black with white patches. A Pawelemo animal is bigger than a person. Although this animal is not good looking, it is not dangerous.


My Switchzoo Animal



This animal is called Dipla-Dauculas and it is an imaginary animal. It can swing its tail very far from side to side to scare away animals or insects which come to pester it especially on hot summer days.

Dipla-Dauculas has the body of a duck, the head of a giraffe and the tail of a snake. It lives in the forest and eats grass and leaves. Sometimes it likes to eat bread brought by humans and meat when it catches other animals for food. It has never been found before.

My New Switchzoo Animal: Grophiny




One day I went to the woods for a picnic. I had also brought my dog Poppy with me. Suddenly, I heard a noise coming from the bushes. I peeked and saw a strange looking animal. I was terrified because I had never seen such a type of animal before, even though I am the smartest about animal knowledge. |

This strange looking animal had the head of a ground squirrel, the legs of a dolphin and the tail of a woolly spider monkey. I quickly forgot all about the picnic and ran as fast as my legs could carry me back home to fetch my book of legendary animals. As I flipped through the pages, I realized that this was the Legendary Grophiny. I related all about this animal to every person I can in contact with and became popular. The local newspaper heard about my story and sent journalists to write about this strange animal. How happy I was when I saw myself on the newspaper the next morning! This strange looking animal had really made a hit thanks to the picnic I was about to attend in the woods.

My New Switchzoo Animal



 Red Fox

 Cheetah


 Dog

This strange animal's name is Befochedo. It has a body of a bear and a face of a red fox. It has the legs of a cheetah and the tail of a dog. It can really run fast. It's legs can allow it to run without sinking or fall in the snow. It can hunt really well for food. It lives in the Arctic. It loves to eat deer, humans and sometimes seals. There are a lot of animals just like the Befochedo. Befochedo stays in packs just like wolves. They do not like water very much. If they see a human they will attack him. It loves to play with a ball. The Befochedo is an amazing, awesome and dangerous creature.

- **Now it is your turn to
create your creative
animals!!**

- **Grab your smartphones to share your creative animals with us.**
 - **www.wooclap/SWTZOO**

Do not hesitate to contact me in case of difficulty.



maria.antoINETte.magro@ilearn.edu.mt

**THANK YOU
FOR YOUR
ATTENTION**

